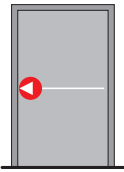
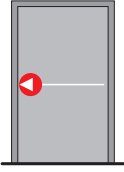
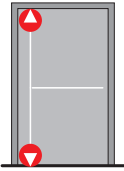
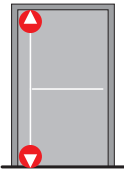
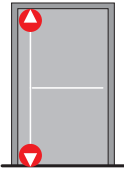


PANIC HARDWARE PHA 2000 IN CONTUR DESIGN, SINGLE DOOR

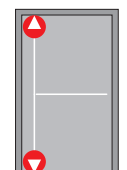
	Components	Order No.
	PHA 2000 1-Point Modular For fire & smoke check doors, steel latch, steel latch keeper, security anti-thrust latch	
	Door width max. 1000mm 2102 F, 2104 Door width max. 1300mm 2102 F, 2105 Door width max. 1300mm 2102 F, 2105	PHA201C PHA201WC ■ PHA201WC SSS
F		
	PHA 2000 1-Point Modular For standard doors, die-cast zinc latch, zinc latch keeper, dogging.	
	Door width max. 1000mm 2101, 2104 Door width max. 1300mm 2101, 2105	PHA202C PHA202WC
F		
	PHA 2000 2-Point Modular For fire & smoke check doors, steel latch, steel latch keeper, security anti-thrust latch	
	Door width max. 1000mm 2102 F, 2104, Door height max. 2270mm PHX04, PHX03	PHA203C
	Door width max. 1000mm 2102 F, 2104, Door height max. 3400mm PHX05, PHX03	PHA203HC
	Door width max. 1300mm 2102 F, 2105, Door height max. 2270mm PHX04, PHX03	PHA203WC
	Door width max. 1300mm 2102 F, 2105, Door height max. 3400mm PHX05, PHX03	PHA203WHC
F		
	PHA 2000 2-Point Modular For standard doors, die-cast zinc latch, zinc latch keeper, dogging.	
	Door width max. 1000mm 2101, 2104, Door height max. 2270mm PHX04, PHX02	PHA204C
	Door width max. 1000mm 2101, 2104, Door height max. 3400mm PHX05, PHX02	PHA204HC
	Door width max. 1300mm 2101, 2105, Door height max. 2270mm PHX04, PHX02	PHA204WC
	Door width max. 1300mm 2101, 2105, Door height max. 3400mm PHX05, PHX02	PHA204WHC
F		
	PHA 2000 2-Point Standard For fire & smoke check doors, steel latch, steel latch keeper, security anti-thrust latch	
	Door width max. 1000mm 2201, 2104, Door height max. 2270mm PHX04, PHX03	PHA215C
	Door width max. 1000mm 2201, 2104, Door height max. 3400mm PHX05, PHX03	PHA215HC
	Door width max. 1300mm 2201, 2105, Door height max. 2270mm PHX04, PHX03	PHA215WC
	Door width max. 1300mm 2201, 2105, Door height max. 3400mm PHX05, PHX03	PHA215WHC
F		

PANIC HARDWARE PHA 2000 IN CONTUR DESIGN, SINGLE DOOR

	Components	Order No.
--	------------	-----------

PHA 2000 2-Point Standard

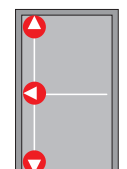
For standard doors, die-cast zinc latch, zinc latch keeper, dogging.



Door width max. 1000mm Door height max. 2270mm	2201, 2104, PHX04, PHX02	PHA205C
Door width max. 1000mm Door height max. 3400mm	2201, 2104, PHX05, PHX02	PHA205HC
Door width max. 1300mm Door height max. 2270mm	2201, 2105, PHX04, PHX02	PHA205WC
Door width max. 1300mm Door height max. 3400mm	2201, 2105, PHX05, PHX02	PHA205WHC

PHA 2000 3-Point Modular

For fire & smoke check doors, steel latch, steel latch keeper, security anti-thrust latch

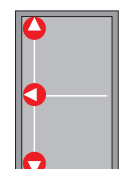


Door width max. 1000mm Door height max. 2270mm	2102 F, 2104, PHX04, PHX03	PHA206C
Door width max. 1000mm Door height max. 3400mm	2102 F, 2104, PHX05, PHX03	PHA206HC
Door width max. 1300mm Door height max. 2270mm	2102 F, 2105, PHX04, PHX03	PHA206WC
Door width max. 1300mm Door height max. 3400mm	2102 F, 2105, PHX05, PHX03	PHA206WHC

F

PHA 2000 3-Point Modular

For standard doors, die-cast zinc latch, zinc latch keeper, dogging.

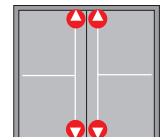
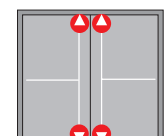
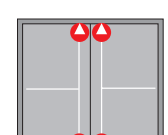
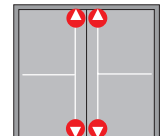


Door width max. 1000mm Door height max. 2270mm	2101, 2104, PHX04, PHX02	PHA207C
Door width max. 1000mm Door height max. 3400mm	2101, 2104, PHX05, PHX02	PHA207HC
Door width max. 1300mm Door height max. 2270mm	2101, 2105, PHX04, PHX02	PHA207WC
Door width max. 1300mm Door height max. 3400mm	2101, 2105, PHX05, PHX02	PHA207WHC

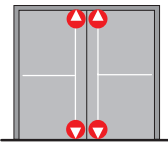
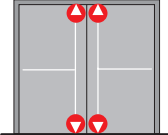
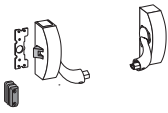
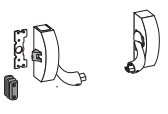





PANIC HARDWARE PHA 2000 IN CONTUR DESIGN, DOUBLE DOOR

	Components	Order No.
	PHA 2000 1-Point Modular, Active Leaf PHA 2000 2-Point Modular, Inactive Leaf For fire & smoke check doors, rebated, steel latch, steel latch keeper, security anti-thrust latch	
	Door width max. 1000mm Door height max. 2270mm	2 x 2102 F, 2 x 2104, PHX04, PHX03 PHA208C
	Door width max. 1000mm Door height max. 3400mm	2 x 2102 F, 2 x 2104, PHX05, PHX03 PHA208HC
	Door width max. 1300mm Door height max. 2270mm	2 x 2102 F, 2 x 2105, PHX04, PHX03 PHA208WC
	Door width max. 1300mm Door height max. 3400mm	2 x 2102 F, 2 x 2105, PHX05, PHX03 PHA208WHC
	F	
	PHA 2000 1-Point Modular, Active Leaf PHA 2000 2-Point Modular, Inactive Leaf For standard doors, rebated, die-cast zinc latch, zinc latch keeper, dogging	
	Door width max. 1000mm Door height max. 2270mm	2 x 2101, 2 x 2104, PHX04, PHX02 PHA210C
	Door width max. 1000mm Door height max. 3400mm	2 x 2101, 2 x 2104, PHX05, PHX02 PHA210HC
	Door width max. 1300mm Door height max. 2270mm	2 x 2101, 2 x 2105, PHX04, PHX02 PHA210WC
	Door width max. 1300mm Door height max. 3400mm	2 x 2101, 2 x 2105, PHX05, PHX02 PHA210WHC
	F	
	PHA 2000 1-Point Modular, Active Leaf PHA 2000 2-Point Modular, Inactive Leaf For fire & smoke check doors, rebated, steel latch, steel latch keeper, security anti-thrust latch	
	Door width max. 1000mm Door height max. 2270mm	2102F, 2201, 2 x 2104, PHX04, PHX03 PHA216C
	Door width max. 1000mm Door height max. 3400mm	2102F, 2201, 2 x 2104, PHX05, PHX03 PHA216HC
	Door width max. 1300mm Door height max. 2270mm	2102F, 2201, 2 x 2105, PHX04, PHX03 PHA216WC
	Door width max. 1300mm Door height max. 3400mm	2102F, 2201, 2 x 2105, PHX05, PHX03 PHA216WHC
	F	
	PHA 2000 1-Point Modular, Active Leaf PHA 2000 2-Point Standard, Inactive Leaf For standard doors, rebated, die-cast zinc latch, zinc latch keeper, dogging	
	Door width max. 1000mm Door height max. 2270mm	2101, 2201, 2 x 2104, PHX04, PHX02 PHA211C
	Door width max. 1000mm Door height max. 3400mm	2101, 2201, 2 x 2104, PHX05, PHX02 PHA211HC
	Door width max. 1300mm Door height max. 2270mm	2101, 2201, 2 x 2105, PHX04, PHX02 PHA211WC
	Door width max. 1300mm Door height max. 3400mm	2101, 2201, 2 x 2105, PHX05, PHX02 PHA211WHC

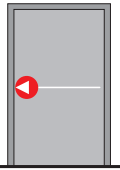
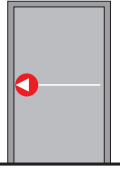

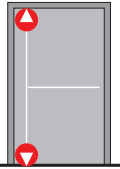
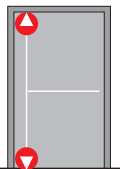
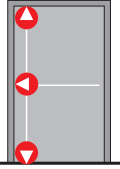
PANIC HARDWARE PHA 2000 IN CONTUR DESIGN, DOUBLE DOOR

	Components	Order No.	
	PHA 2000 2-Point Modular, Active Leaf PHA 2000 2-Point Modular, Inactive Leaf For fire & smoke check doors, flush closing, steel latch, steel latch keeper, security anti-thrust latch		
	Door width max. 1000mm Door height max. 2270mm	2x2102, 2x2104, 2xPHX04, 2xPHX03	PHA209C
	Door width max. 1000mm Door height max. 3400mm	2x2102, 2x2104, 2xPHX05, 2xPHX03	PHA209HC
	Door width max. 1300mm Door height max. 2270mm	2x2102, 2x2105, 2xPHX04, 2xPHX03	PHA209WC
	Door width max. 1300mm Door height max. 3400mm	2x2102, 2x2105, 2xPHX05, 2xPHX03	PHA209WHC
	F		
	PHA 2000 2-Point Modular, Active Leaf PHA 2000 2-Point Modular, Inactive Leaf For standard doors, flush-closing, die-cast zinc latch, zinc latch keeper, dogging		
	Door width max. 1000mm Door height max. 2270mm	2x2101, 2x2104, 2xPHX04, 2xPHX02	PHA212C
	Door width max. 1000mm Door height max. 3400mm	2x2101, 2x2105, 2xPHX05, 2xPHX02	PHA212HC
	Door width max. 1300mm Door height max. 2270mm	2x2101, 2x2105, 2xPHX04, 2xPHX02	PHA212WC
	Door width max. 1300mm Door height max. 3400mm	2x2101, 2x2105, 2xPHX05, 2xPHX02	PHA212WHC
	PHA 2000 2-Point Standard, Active Leaf PHA 2000 2-Point Standard, Inactive Leaf For fire & smoke check doors, flush closing, steel latch, steel latch keeper, security anti-thrust latch		
	Door width max. 1000mm Door height max. 2270mm	2x2201, 2x2104, 2xPHX04, 2xPHX03	PHA217C
	Door width max. 1000mm Door height max. 3400mm	2x2201, 2x2104, 2xPHX05, 2xPHX03	PHA217HC
	Door width max. 1300mm Door height max. 2270mm	2x2201, 2x2105, 2xPHX04, 2xPHX03	PHA217WC
	Door width max. 1300mm Door height max. 3400mm	2x2201, 2x2105, 2xPHX05, 2xPHX03	PHA217WHC
	F		
	PHA 2000 2-Point Standard, Active Leaf PHA 2000 2-Point Standard, Inactive Leaf For standard doors, flush-closing, die-cast zinc latch, zinc latch keeper, dogging		
	Door width max. 1000mm Door height max. 2270mm	2x2201, 2x2104, 2xPHX04, 2xPHX02	PHA213C
	Door width max. 1000mm Door height max. 3400mm	2x2201, 2x2104, 2xPHX05, 2xPHX02	PHA213HC
	Door width max. 1300mm Door height max. 2270mm	2x2201, 2x2105, 2xPHX04, 2xPHX02	PHA213WC
	Door width max. 1300mm Door height max. 3400mm	2x2201, 2x2105, 2xPHX05, 2xPHX02	PHA213WHC

PANIC HARDWARE PHA 2000 IN CONTUR DESIGN, DOUBLE DOOR

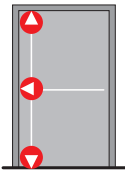
	Components	Order No.	
	PHA 2000 2-Point Standard, Active Leaf PHA 2000 2-Point Standard, Inactive Leaf For fire & smoke check doors, flush closing, steel latch, steel latch keeper, security anti-thrust Latch		
	Door width max. 1000mm Door height max. 2270mm	2102F,2201,2x2104, 2xPHX04,2xPHX03	PHA218C
	Door width max. 1000mm Door height max. 3400mm	2102F,2201,2x2104, 2xPHX05,2xPHX03	PHA218HC
	Door width max. 1300mm Door height max. 2270mm	2102F,2201,2x2105, 2xPHX04,2xPHX03	PHA218WC
	Door width max. 1300mm Door height max. 3400mm	2102F,2201,2x2105, 2xPHX05,2xPHX03	PHA218WHC
	F		
	PHA 2000 2-Point Modular, Active Leaf PHA 2000 2-Point Standard, Inactive Leaf or PHA 2000 2-Point Standard, Active Leaf PHA 2000 2-Point Modular, Inactive Leaf For standard doors, flush-closing, die-cast zinc latch, zinc latch keeper, dogging		
	Door width max. 1000mm Door height max. 2270mm	2101,2201,2x2104, 2xPHX04,2xPHx02	PHA214C
	Door width max. 1000mm Door height max. 3400mm	2101,2201,2x2104, 2xPHX05,2xPHX02	PHA214HC
	Door width max. 1300mm Door height max. 2270mm	2101,2201,2x2105, 2xPHX04,2xPHX02	PHA214WC
	Door width max. 1300mm Door height max. 3400mm	2101,2201,2x2105, 2xPHX05,2xPHX02	PHA214WHC
PHA 2000 ACCESSORIES		Order No.	
	PHA 2101 1 Point locking, Modular for standard doors, without security anti-thrust latch, with dogging device, die cast zinc latch, zinc latch keeper with spacer plates finish: silver	3501421011001	
	PHA 2102 F 1 Point locking, Modular for fire and smoke check doors with security anti-thrust latch and dogging device, steel latch, steel latch keeper with spacer plates finish: silver finish: stainless steel	3501421021001 ■ 3501421021004	
	PHA 2201 2 Point locking, standard finish: silver	3501422011001	
	PHA 2104 Connecting rod 830mm (door width up to 1000mm). finish: silver	3501421040001	
	PHA 2105 Connecting rod 1130mm (door width up to 1300mm). finish: silver finish: stainless steel	3501421050001 ■ 3501421050004	
	PHA 2106 Connecting rod 1330mm (door width up to 1500mm). finish: silver	■ 3501421060001	
	PHA Microswitch For actuation of visual or audible signals, contact rating: max.48V DC, max. 3A.	■ 3501425200060	

PANIC HARDWARE **PHB 3000 IN CONTUR DESIGN, SINGLE DOOR**

	Components	Order No.
	PHB 3000 1 – Point Standard For standard doors, die cast zinc latch, steel keeper, security antithrust latch, dogging.	
	Door width max. 1000mm 3101	PHB301C
	PHB 3000 1 – Point Modular For standard doors, die cast zinc latch, steel keeper, security antithrust latch, dogging.	
	Door width max. 1000mm 3102	PHB302C
	Door width max. 1300mm 3103	PHB302WC
	PHB 3000 1 – Point Modular For fire and smoke check doors, steel latch & latch keeper, security anti thrust latch	
	Door width max. 1000mm 3104 F	PHB303C
	Door width max. 1300mm 3105 F	PHB303WC
	F	
	PHB 3000 2 – Point Modular For fire and smoke check doors, steel latch & latch keeper, security anti thrust latch	
	Door width max. 1000mm Door height max. 2270mm 3104 F, PHX04, PHX03	PHB304C
	Door width max. 1000mm Door height max. 3400mm 3104 F, PHX05, PHX03	PHB304HC
	Door width max. 1300mm Door height max. 2270mm 3105 F, PHX04, PHX03	PHB304WC
	Door width max. 1300mm Door height max. 3400mm 3105 F, PHX05, PHX03	PHB304WHC
	F	
	PHB 3000 2 – Point Modular For standard doors, die cast zinc latch, steel latch keeper, dogging device.	
	Door width max. 1000mm Door height max. 2270mm 3102, PHX04, PHX02	PHB305C
	Door width max. 1000mm Door height max. 3400mm 3102, PHX05, PHX02	PHB305HC
	Door width max. 1300mm Door height max. 2270mm 3103, PHX04, PHX02	PHB305WC
	Door width max. 1300mm Door height max. 3400mm 3103, PHX05, PHX02	PHB305WHC
	PHB 3000 3 – Point Modular For fire and smoke check doors, steel latch & latch keeper, security anti thrust latch	
	Door width max. 1000mm Door height max. 2270mm 3104 F, PHX04, PHX03	PHB306C
	Door width max. 1000mm Door height max. 3400mm 3104 F, PHX05, PHX03	PHB306HC
	Door width max. 1300mm Door height max. 2270mm 3105 F, PHX04, PHX03	PHB306WC
	Door width max. 1300mm Door height max. 3400mm 3105 F, PHX05, PHX03	PHB306WHC
	F	

PANIC HARDWARE **PHB 3000 IN CONTUR DESIGN, DOUBLE DOOR**

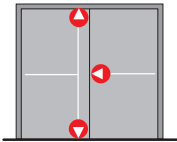
	Components	Order No.
--	------------	-----------



PHB 3000 3 – Point Modular

For standard doors, die cast zinc latch, steel latch keeper, dogging device.

Door width max. 1000mm Door height max. 2270mm	3102, PHX04, PHX02	PHB307C
Door width max. 1000mm Door height max. 3400mm	3102, PHX05, PHX02	PHB307HC
Door width max. 1300mm Door height max. 2270mm	3103, PHX04, PHX02	PHB307WC
Door width max. 1300mm Door height max. 3400mm	3103, PHX05, PHX02	PHB307WHC

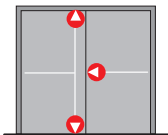


PHB 3000 1 – Point Modular, Active Leaf PHB 3000 2 – Point Modular, Inactive Leaf

For fire and smoke check doors, steel latch & latch keeper, security anti thrust latch

Door width max. 1000mm Door height max. 2270mm	2 x 3104 F, PHX04, PHX03	PHB308C
Door width max. 1000mm Door height max. 3400mm	2 x 3104 F, PHX05, PHX03	PHB308HC
Door width max. 1300mm Door height max. 2270mm	2 x 3105 F, PHX04, PHX03	PHB308WC
Door width max. 1300mm Door height max. 3400mm	2 x 3105 F, PHX05, PHX03	PHB308WHC

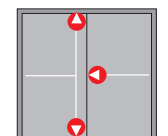
F



PHB 3000 1 – Point Modular, Active Leaf PHB 3000 2 – Point Modular, Inactive Leaf

For standard doors, die cast zinc latch, steel keeper, security antithrust latch, dogging.

Door width max. 1000mm Door height max. 2270mm	2 x 3102, PHX04, PHX02	PHB310C
Door width max. 1000mm Door height max. 3400mm	2 x 3102, PHX05, PHX02	PHB310HC
Door width max. 1300mm Door height max. 2270mm	2 x 3103, PHX04, PHX02	PHB310WC
Door width max. 1300mm Door height max. 3400mm	2 x 3103, PHX05, PHX02	PHB310WHC

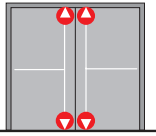
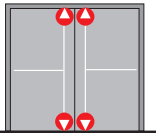
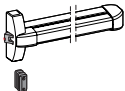
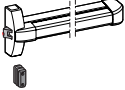
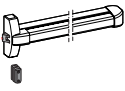
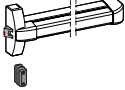
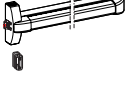
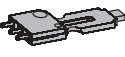


PHB 3000 1 – Point Standard, Active Leaf PHB 3000 2 – Point Standard, Inactive Leaf

For standard doors, die cast zinc latch, steel keeper, security antithrust latch, dogging.

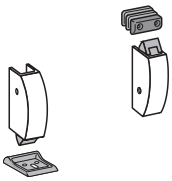
Door width max. 1000mm Door height max. 2270mm	3101, 3102, PHX04, PHX02	PHB311C
Door width max. 1000mm Door height max. 3400mm	3101, 3102, PHX05, PHX02	PHB311HC

PANIC HARDWARE **PHB 3000 IN CONTUR DESIGN, DOUBLE DOOR**

	Components	Order No.	
	PHB 3000 1 – Point Modular, Active Leaf PHB 3000 2 – Point Modular, Inactive Leaf For fire and smoke check doors, steel latch & latch keeper, security anti thrust latch		
	Door width max. 1000mm Door height max. 2270mm	2 x 3104F, 2 xPHX04, 2 x PHX03	PHB309C
	Door width max. 1000mm Door height max. 3400mm	2 x 3104F, 2 xPHX05, 2 x PHX03	PHB309HC
	Door width max. 1300mm Door height max. 2270mm	2 x 3105F, 2 xPHX04, 2 x PHX03	PHB309WC
	Door width max. 1300mm Door height max. 3400mm	2 x 3105F, 2 xPHX05, 2 x PHX03	PHB309WHC
	F		
	PHB 3000 1 – Point Modular, Active Leaf PHB 3000 2 – Point Modular, Inactive Leaf For standard doors, die cast zinc latch, steel latch keeper, dogging device.		
	Door width max. 1000mm Door height max. 2270mm	2 x 3102, 2 X PHX04, 2 X PHX02	PHB312C
	Door width max. 1000mm Door height max. 3400mm	2 x 3102, 2 X PHX05, 2 X PHX02	PHB312HC
	Door width max. 1300mm Door height max. 2270mm	2 x 3103, 2 X PHX04, 2 X PHX02	PHB312WC
	Door width max. 1300mm Door height max. 3400mm	2 x 3103, 2 X PHX05, 2 X PHX02	PHB312WHC
PHB 3000 ACCESSORIES		Order No.	
	PHB 3101 1 Point locking, Standard, for door width up to 1000mm, with security anti-thrust latch and dogging device, die cast zinc latch, steel latch keeper with spacer plates finish: silver	3501431011001	
	PHB 3102 1 Point locking, Modular, for door width up to 1000mm, with security anti-thrust latch and dogging device, die cast zinc latch, steel latch keeper with spacer plates finish: silver	3501431021001	
	PHB 3103 1 Point locking, Modular, for door width up to 1300mm, with security anti-thrust latch and dogging device, die cast zinc latch, steel latch keeper with spacer plates finish: silver	3501431031001	
	PHB 3104 F 1 Point locking, Modular, for fire and smoke check doors, for door width up to 1000mm, with security anti-thrust latch and dogging device, steel latch, steel latch keeper with spacer plates. finish: silver	3501431041001	
	PHB 3105 F 1 Point locking, Modular, for fire and smoke check doors, for door width up to 1300mm, with security anti-thrust latch and dogging device, steel latch, steel latch keeper with spacer plates. finish: silver finish: stainless steel	3501431051001 3501431051004	
	PHB Microswitch For actuation of visual or audible signals, contact rating: max.48V DC, max. 3A. For PHB310x finish: silver	■ 3501435201061	

PANIC HARDWARE PHX IN CONTUR DESIGN

Order No.

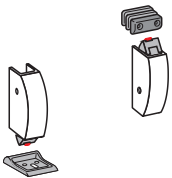


PHX 02

Top and bottom latch for standard doors, without security anti-thrust latch, die cast zinc latch, zinc top latch keeper with spacer plates, steel bottom latch keeper.

finish: silver

3501422021001



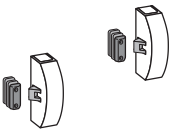
PHX 03

Top and bottom latch for fire and smoke check doors, with security anti-thrust latch, steel latch, steel latch keeper with spacer plates.

finish: silver

3501422031001

finish: stainless steel ■ 3501422031004

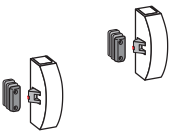


PHX 06

Top and bottom latch with lateral locking points for standard doors, without security anti-thrust latch, die cast zinc latch, steel latch keepers with spacer plates.

finish: silver

■ 3501422061001

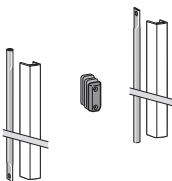


PHX 07

Top and bottom latch with lateral locking points for fire and smoke check doors, with security anti-thrust latch, steel latch, steel latch keepers with spacer plates.

finish: silver

■ 3501422071001



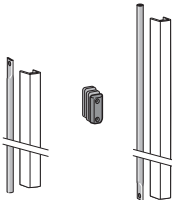
PHX 04

Connecting rod set with cover for door heights up to 2270mm, steel latch keeper with spacer plates for double doors.

finish: silver

3501422041001

finish: stainless steel ■ 3501422041004



PHX 05

Connecting rod set with cover for door heights up to 3400mm, steel latch keeper with spacer plates for double doors.

finish: silver

3501422051001

finish: stainless steel ■ 3501422051004



PHX Mounting Backplate

Steel, galvanised (in packs of 10).

finish: silver

■ 3501425200050



PHX Mounting Backplate

Steel, galvanised (in packs of 10).

finish: silver

■ 3501425200051



Latch Bolt Holdback Cover

for two point device, suits:

PHA 2101, PHA 2102F, PHB 3102, PHB 3104F and PHB 3105F

finish: silver

9900035300101

PANIC HARDWARE PHX & PHT IN CONTUR DESIGN

PHX

Order No.



PHX 21 Adjustable Keep

For standard aluminium profile doors, single and double leaf, flush closing or rebated (0-11mm). Die cast zinc latch (in packs of 5)

finish: silver ■ 3501424210101



PHX 22 Adjustable Keep

For standard PVC profile doors, single and double leaf, flush closing or rebated (14-24mm). Die cast zinc latch (in packs of 5).

finish: silver ■ 3501424220101



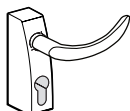
PHX 50 Electric Door Opener

In combination with PHA/PHB for the use on Standard doors with an overlap up to 24mm. Die cast zinc latch counterlap. 12 V AC, 50HZ, 15W

finish: silver ■ 3501424501001
finish: stainless steel ■ 3501424501004

PHT

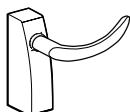
Order No.



PHT 01 - Classroom Function

External fitting with OGRO Design lever handle for standard doors with a leaf thickness up to 60mm, prepared for the installation of a Europrofile single cylinder. With lever handle spindle and two cylinder fixing bolts.

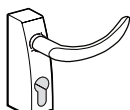
finish: silver 3501439011001



PHT 03 - Passage Function

External fitting with OGRO Design lever handle for standard doors with a leaf thickness up to 60mm, non lockable. With lever handle spindle.

finish: silver 3501439031001

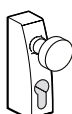


PHT 05 - Classroom Function

External fitting with OGRO Design lever handle for fire and smoke check doors with a leaf thickness up to 60mm, with integrated ring gasket, prepared for the installation of a Europrofile single cylinder. With lever handle spindle and two cylinder fixing bolts.

finish: silver 3501439051001
finish: stainless steel ■ 3501439051004

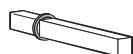
F



PHT 06 - Storeroom Function

External fitting with knob for standard doors with a leaf thickness up to 60mm, prepared for the installation of a Europrofile single cylinder. With knob spindle and two cylinder fixing bolts.

finish: silver ■ 3501439061001



PHT S 05

Extended handle spindle, 8mm square, incl. fixing screws, for door thickness from 60mm to 105mm (in packs of 10 each).

finish: silver ■ 3501439200050



Gasket Kit

For external trims and PHA Panic hardware door locks on fire and smoke check doors (in packs of 10 each).

finish: silver ■ 3501439200060

KTTD - Half Euro Cylinder

finish: satin chrome plate 68000023