

# 990 Series - Specification chart



## 990 SERIES - Multi-function mortice lock

Specifically designed for the Australasian market, the 990 multi-function case and reversible stainless steel latchbolt, allow easy conversion between functions and handing, without disassembly. Accompanied by a 10 year warranty, it is ideally suited for commercial, industrial, institutional and government buildings, where durability and security are of major importance.

- Lock conforms to AS145.2-2008 levels SL8 (Physical Security), D8 (Durability) and C7 (Corrosion).
- Successfully tested over 4 hour period on fire-door assemblies as specified in Aus/NZ Standard AS/NZS 1905.1-1997 Part 1 Fire Resistant Doorsets.
- Case made of high purity zinc alloy. Latch bolt, auxiliary bolt, face plate and inner forend made of stainless steel. Major internal components are brass or sintered steel/copper alloy providing durability, precision and strength.
- Case accepts bolt-through fixing for 50.8mm diagonal and horizontal fixing for 38 - 41mm door furniture. Followover accepts 7.6 - 8mm spindles with no adjustment needed.

**DOOR TYPE**  
Metal or Wood

**DOOR THICKNESS**  
32 - 50mm standard (thicker options available)

**BACKSET**  
60mm standard, 70mm, 89mm and 127mm available

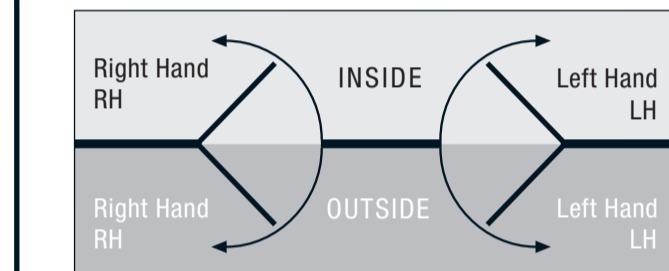
**FIRE RATED**   
4 hours standard



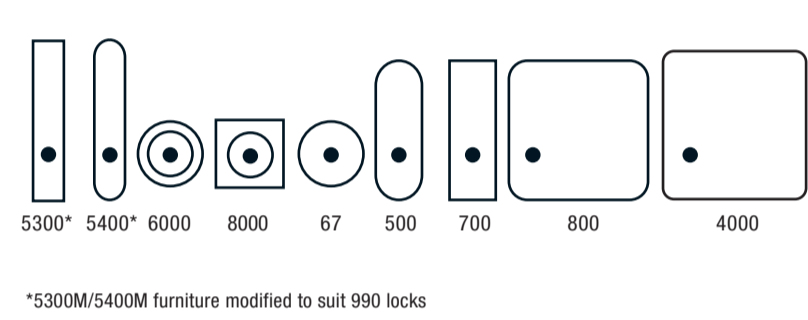
### Selection Procedure

- Select series according to general function . eg. V SERIES - Vestibule Lock for Metal or Wood
- Select required key function eg. No outside key
- Select final lock function eg. Exterior & Exit Lock (Code V41)
- Select desired door furniture & finish eg. 503/514 (Legge 500 Series), Alessandro (Lever design), Chrome Plate (finish)

### Handing

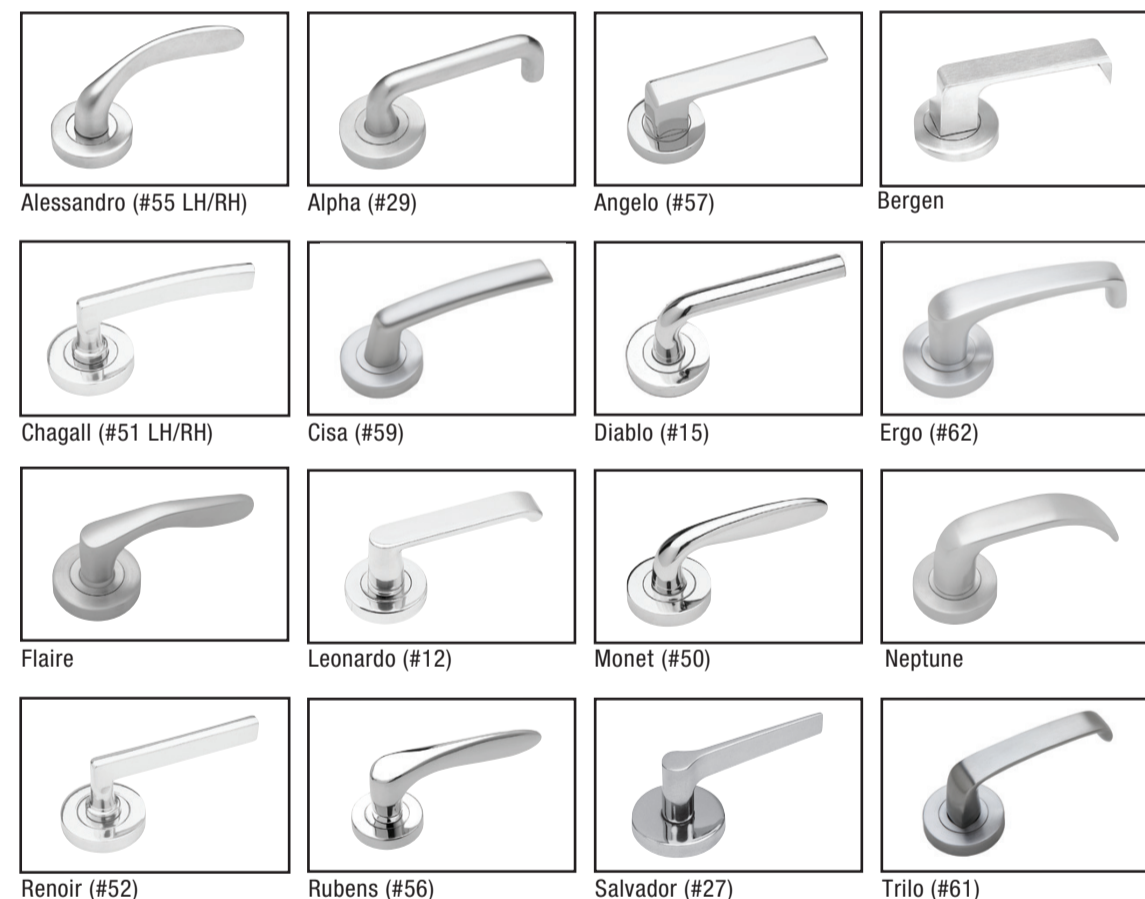


### Plates



### Levers

Available in Chrome Plate (CP), Polished Brass (PB) and Satin Chrome Plate (SCP).  
Price on application for other finishes and finish combinations (Legge 6000 Series pictured)



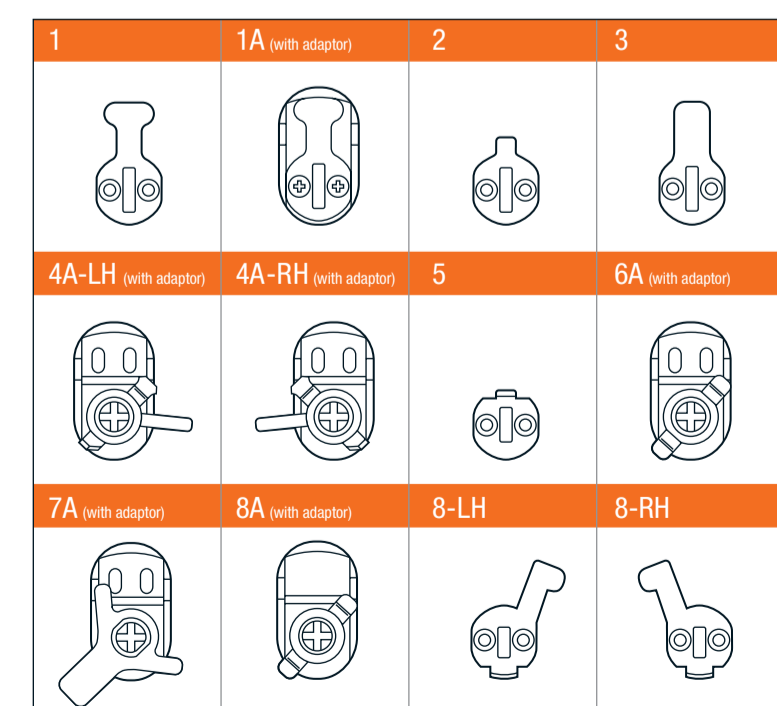
### Functions

To convert the 990MF lock case to specific functions you will require the appropriate cams/cam adaptors (shown opposite).

- V SERIES - Vestibule Locks: Converts to all V Series locks without additional components.
- C SERIES - Combination Locks: Converts to all C Series without any additional components.
- CD SERIES - Combination / Dual Deadlocking
- N SERIES - Nightlatches
- D SERIES - Deadlocks
- S SERIES - Sliding Door Locks

### Cams / thumbturn adaptors

The required cam number for each function is shown next to the cylinder or turn in the chart adjacent.



## V SERIES - Vestibule locks

▶ OUTSIDE KEY OPERATES BOLT AT ALL TIMES

**VESTIBULE LOCK** CODE: V1 Right hand / V2 Left hand

1 Outside Inside 6A

Operative except when locked by inside turn. Turn locks & unlocks outside handle. Inside handle always operative.

**EXTERIOR & EXIT LOCK** CODE: V7 Right hand / V8 Left hand

1 Outside Inside 2

Operative except when locked by inside key. Key locks & unlocks outside handle. Inside handle always operative.

**STOREROOM LOCK** CODE: V9 Right hand / V10 Left hand

1 Outside Inside

Handle always rigid. Handle always operative.

**SINGLE ACTION LOCK** CODE: V11 Right hand / V12 Left hand

1 Outside Inside

Inside handle always operative.

▶ OUTSIDE KEY LOCKS AND UNLOCKS OUTSIDE HANDLE

**VESTIBULE LOCK** CODE: V21 Right hand / V22 Left hand

5 Outside Inside 6A

Operative except when locked by outside key or inside turn. Turn locks & unlocks outside handle. Inside handle always operative.

**ANTI-LOCKOUT LOCK\*** CODE: V25 Right hand / V26 Left hand

5 Outside Inside 4ALH 4ARH

Operative except when locked by outside key or inside turn. Turn locks & unlocks outside handle. Inside handle always operative. \*Closing door or operating inside handle will make outside handle operative.

**CLASSROOM LOCK** CODE: V29 Right hand / V30 Left hand

8LH 8RH Outside Inside 8A

Operative except when locked by outside key. Opposite turn of key retracts bolt.

**OFFICE/CLASSROOM LOCK** CODE: V31 Right hand / V32 Left hand

2 Outside Inside

Operative except when locked by outside key. Inside handle always operative.

▶ NO OUTSIDE KEY

**EXTERIOR & EXIT LOCK** CODE: V41 Right hand / V42 Left hand

6A Outside Inside

Operative except when locked by inside turn. Turn locks & unlocks both handles.

**EXTERIOR & EXIT LOCK** CODE: V49 Right hand / V50 Left hand

2 Outside Inside

Operative except when locked by inside key. Key locks & unlocks outside handle. Inside handle always operative.

**EXIT LATCH** CODE: V55 Right hand / V56 Left hand

Outside Inside

No handle or handle always rigid. Inside handle always operative.

## C SERIES - Combination locks

▶ OUTSIDE KEY OPERATES BOLT AT ALL TIMES

**ENTRY LOCK** CODE: C1 Right hand / C2 Left hand

1 Outside Inside 6A

Both handles operative except when locked by inside turn. Turn locks & unlocks both handles.

**GLASS DOOR LOCK** CODE: C7 Right hand / C8 Left hand

1 Outside Inside 2

Both handles operative except when locked by inside key. Key locks & unlocks both handles.

▶ OUTSIDE KEY LOCKS & UNLOCKS BOTH HANDLES

**ENTRY LOCK** CODE: C21 Right hand / C22 Left hand

5 Outside Inside 6A

Both handles operative except when locked by outside key or inside turn. Turn locks & unlocks both handles.

**TURN ENTRY LOCK** CODE: C23 Right hand / C24 Left hand

2 Outside Inside 1A

Both handles operative except when locked by outside turn. Turn operates bolt at all times.

▶ NO OUTSIDE KEY

**GLASS DOOR LOCK** CODE: C27 Right hand / C28 Left hand

2 Outside Inside 2

Both handles operative except when locked by inside key. Key locks & unlocks both handles & hold back.

**GLASS DOOR LOCK** CODE: C31 Right hand / C32 Left hand

2 Outside Inside

Both handles operative except when locked by inside turn. Turn locks & unlocks both handles.

**NO OUTSIDE KEY** CODE: C33 Right hand / C34 Left hand

6A Outside Inside

Operative except when locked by inside turn. Emergency button unlocks both handles.

**EXTERIOR PRIVACY LATCH** CODE: C41 Right hand / C42 Left hand

6A Outside Inside

Operative except when locked by inside turn. Turn locks & unlocks both handles.

**EXTERIOR LOCK** CODE: C49 Right hand / C50 Left hand

2 Outside Inside

Both handles operative except when locked by inside key. Key locks & unlocks both handles.

▶ NO OUTSIDE KEY

**PASSAGE LATCH** CODE: C57 Right hand / C58 Left hand

Outside Inside

Always operative. Always operative.

## CD SERIES - Comb./Dual Deadlocking

▶ OUTSIDE KEY LOCKS & UNLOCKS BOTH HANDLES

**ENTRY LOCK** CODE: CD21 Right hand / CD22 Left hand

5 Outside Inside 6A

Both handles operative except when locked by outside key or inside turn. Turn locks & unlocks both handles & bolt.

**GLASS DOOR LOCK** CODE: CD27 Right hand / CD28 Left hand

2 Outside Inside 2

Both handles operative except when locked by either key. Key locks & unlocks both handles & bolt.

**GLASS DOOR LOCK** CODE: CD31 Right hand / CD32 Left hand

2 Outside Inside

Both handles operative except when locked by outside key. Turn locks & unlocks both handles & bolt.

▶ NO OUTSIDE KEY

**EXTERIOR PRIVACY LATCH** CODE: CD41 Right hand / CD42 Left hand

6A Outside Inside

Both handles operative except when locked inside turn. Turn locks & unlocks both handles & bolt.

**GLASS DOOR LOCK** CODE: CD49 Right hand / CD50 Left hand

2 Outside Inside

Both handles operative except when locked by inside key. Key locks & unlocks both handles & bolt.

**N SERIES - Nightlatches**

▶ OUTSIDE KEY OPERATES BOLT AT ALL TIMES

**NIGHTLATCH** CODE: N1 Right hand / N2 Left hand

1 Outside Inside

Key operates bolt. Turn operates bolt and hold back.

**COMMUNICATING LATCH** CODE: N3

1 Outside Inside 1

Key operates bolt. Key operates bolt.

**CYLINDER LATCH** CODE: N5 Right hand / N6 Left hand

1 Outside Inside

Key operates bolt. Turn operates bolt and hold back function.

▶ NO OUTSIDE KEY

**EXIT DOOR LATCH** CODE: N7 Right hand / N8 Left hand

Outside Inside

Turn operates bolt and hold back function.

## D SERIES - Deadlocks

▶ OUTSIDE KEY OPERATES BOLT AT ALL TIMES

**ENTRY DEADLOCK** CODE: D1

5 Outside Inside 7A

Key operates bolt. Turn operates bolt.

**GLASS DOOR DEADLOCK** CODE: D3

3 Outside Inside 3

Key operates bolt. Key operates bolt.

**LOCK-UP SHOP DEADLOCK** CODE: D5

3 Outside Inside

Key operates bolt. Turn operates bolt but slips when key operates cylinder.

▶ NO OUTSIDE KEY

**EXIT DEADLOCK** CODE: D7

7A Outside Inside

Turn operates bolt.

**S SERIES - Sliding door locks**

▶ OUTSIDE KEY OPERATES BOLT AT ALL TIMES

**SLIDING DOOR LOCK** CODE: S1

5 Outside Inside 7A

Key operates bolt. Turn operates bolt.

**GLASS DEADLOCK** CODE: S3

3 Outside Inside 3

Key operates bolt. Key operates bolt.

**LOCK-UP SHOP DEADLOCK** CODE: S5

3 Outside Inside

Key operates bolt.

▶ NO OUTSIDE KEY

**EXIT DEADLOCK** CODE: S7

7A Outside Inside

Turn operates bolt.

**PRIVACY LATCH\*** CODE: S33

7A Outside Inside

Emergency button operates bolt. Turn operates bolt.