

# 355 Double Cylinder Deadlock



The premium security features provided by the 355 Deadlock make it an ideal lockset for both domestic and commercial applications.

Opened by key from outside and by turn knob from inside when free. Internal key locks or unlocks turn knob.

## Features and Specifications

- Suitable for hinged and some sliding doors
- Lockable turn knob with inbuilt clutching device to resist wrench attack
- Strong interlocking case and mounting plate to resist jimmy and hammer attack
- Concealed fixing
- Positive deadlocking action
- The mechanism and the design are protected by Australian and International Patents and Design Registrations

## Keying

- Supplied individually keyed with two keys per lock
- 78,000 key combinations
- Key blank KB2015P

## Restricted Special Keying

Lockwood locks can be keyed to a number of controlled and/or specially keyed systems. These range from legally protected keys to protect against unauthorised duplication, which can also include specially designed key systems such as master key systems, which allow for different levels of mechanical access control.

Please refer to Lockwood Keying Catalogue or contact your local sales office or customer service for specific information.

## Product Details

<b>Backset</b>	60mm
<b>Bolt</b>	Stainless steel
<b>Case</b>	Thick walled, high purity zinc alloy casting
<b>Case Retainer Plate and Operating Mechanism</b>	Solid pressed steel and diecast. Zinc components.
<b>Cylinders</b>	Internal and external 5 pin tumbler mechanism. Brass cylinders and brass barrels.
<b>Door Thickness</b>	30 - 45mm
<b>Finish*</b>	Everbrass (EVB) Satin Chrome Pearl (SP) Chrome Plate (CP) Brown (BRN)
<b>Mounting Plate and Strike</b>	Pressed steel
<b>Packers</b>	3mm thick packing plates installed under lock body to align lock body with face of jamb
<b>Strike Conversion Plate</b>	A strike conversion plate is required where the strike is to be installed in place of an existing flange strike

\*Refer to next page for product range

## Standards and Compliance

Conforms to Australian Standard (AS4145.2 - 2008 | S<sub>1</sub>7D8C6)

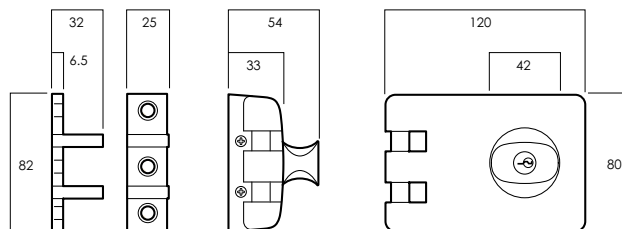
# 355 Double Cylinder Deadlock

## Double Cylinder with Knob



Exterior Cylinder

Interior



**Kinetic Defence®**  
Bump and pick resistant.



**2 Keys Included**  
Can be keyed alike to other  
Lockwood door locks.



**Retrofitable**  
Replace your existing  
001 Deadlatch.

### 355 Double Cylinder Deadlock

Finish	Trade Pack	Display Pack
Everbrass	—	355-NEVBDP
Satin Chrome Pearl	355-NSP	355-NSPDP
Chrome Plate	—	355-NCPDP
Brown	—	355-NBRNDP

# 303 Single Cylinder Deadlock



The security features provided by the 303 Single Cylinder Deadlock make it an ideal lockset for both domestic and commercial applications.

Opened by key from outside and by turn knob from inside.

## Features and Specifications

- Suitable for hinged and some sliding doors
- Lockable turn knob with inbuilt clutching device to resist wrench attack
- Strong interlocking case and mounting plate to resist jemmy and hammer attack
- Concealed fixing
- Positive deadlocking action
- The mechanism and the design are protected by Australian and International Patents and Design Registrations

## Keying

- Supplied individually keyed with two keys per lock
- 78,000 key combinations
- Key blank KB2015P

## Restricted Special Keying

Lockwood locks can be keyed to a number of controlled and/or specially keyed systems. These range from legally protected keys to protect against unauthorised duplication, which can also include specially designed key systems such as master key systems, which allow for different levels of mechanical access control.

Please refer to Lockwood Keying Catalogue or contact your local sales office or customer service for specific information.

## Product Details

<b>Backset</b>	60mm
<b>Bolt</b>	Stainless steel
<b>Case</b>	Thick walled, high purity zinc alloy casting. 121mm wide, 76mm high, 56 projection
<b>Case Retainer Plate and Operating Mechanism</b>	Solid pressed steel and diecast. Zinc components.
<b>Cylinder</b>	External 5 pin tumbler mechanism. Brass cylinder and brass barrel.
<b>Door Thickness</b>	30 - 45mm
<b>Finish</b>	Satin Chrome Pearl (SP)
<b>Packers</b>	3mm thick packing plates installed under lock body to align lock body with face of jamb
<b>Strike Conversion Plate</b>	A strike conversion plate is required where the strike is to be installed in place of an existing flange strike
<b>Mounting Plate and Strike</b>	Pressed steel

## Standards and Compliance

Conforms to Australian Standard (AS4145.2-1993)

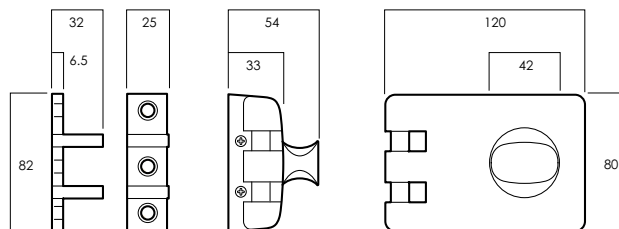
# 303 Single Cylinder Deadlock

## Single Cylinder with Knob



Exterior Cylinder

Interior



**Kinetic Defence®**  
Bump and pick resistant.



**2 Keys Included**  
Can be keyed alike to other Lockwood door locks.



**Retrofitable**  
Replace your existing 001 Deadlatch™.

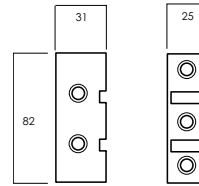
## 303 Double Cylinder Deadlock

Finish	Trade Pack	Display Pack
Satin Chrome Pearl	303-NSP	303-NSPDP
Satin Chrome Pearl	303-NSPNOCYL	

# 355 and 303 Deadlock - Accessories

## Retrofit Flanged Strike Cover

Finish	Trade Pack
Satin Chrome Pearl	355-552SP



## Strike Loops

Finish	Trade Pack
Satin Chrome Pearl	355-53NSP

