

MC14PB (Polished Brass)
MC14W (White)



WINDOWBOLT

CONCEALED
LOCKING BOLT

PROFESSIONAL
SERIES

INCREASED SECURITY

Suitable for timber



Suitable
for awning



Suitable
for casement



Easy
install



Instructions
included

10
YEAR
WARRANTY



WINDOWBOLT

PROFESSIONAL SERIES

TOOLS REQUIRED

- 10mm drill bit
- 16mm drill bit
- Drill
- Phillips screwdriver
- Hammer
- Chisel
- Safety goggles

CONTENTS

- 1 x Bolt assembly
- 1 x Strike plate
- 1 x Escutcheon plate
- 1 x Key
- 6 x Screws

FEATURES

Provides increased security on timber windows

Fixing Instructions:

1 Fitting bolt

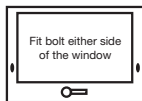
Select position for Windowbolt. Mark centre of window edge at point where bolt is to be fitted. Drill a 16mm diameter hole to a depth of 45mm. With bolt in hole mark around forend plate and recess to correct depth.

2 Locating keyhole

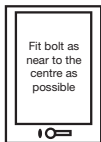
Mark position of keyhole on inside face, 23mm from edge of window on the centreline and drill 10mm diameter hole to required depth. Secure bolt in position. Fit key escutcheon plate in place and test for correct operation.

3 Fitting strike plate

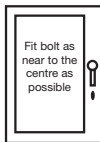
Close window and turn bolt with key to mark centre of bolt on window frame. Drill 16mm diameter hole in frame to a depth of 14mm. Recess strike plate and screw in place. Test for correct operation.



Large awning window



Small awning window



Side hung window

MC14PB
Q25075 1217



9 414553 200212

ASSA ABLOY New Zealand
6 Armstrong Road, Albany,
Auckland 0632, New Zealand

Quality, ISO 9001
Environmental, ISO 14001

For customer feedback:
nzsales@assaabloy.com



Yale The world's favourite lock
www.yalelock.co.nz

An ASSA ABLOY Group brand

ASSA ABLOY