

MC96PB (Polished Brass)

MC96SC (Satin Chrome)



## VIEWER

SECURITY DOOR  
VIEWER

PROFESSIONAL  
SERIES

### SAFER VENTILATION

Suitable for timber & aluminium



Suitable for  
hinged door



Wide 200° angle  
of view



Easy  
install



Instructions  
included





**10**  
**YEAR**  
WARRANTY



# SECURITY DOOR VIEWER

PROFESSIONAL SERIES

## TOOLS REQUIRED

-  14mm drill bit
-  Drill
-  Flathead screwdriver
-  Safety goggles

## CONTENTS

1 x Viewer


## FEATURES

Fits all doors 35-50 thick  
Solid brass construction  
Precision optical lens

## Fitting instructions:


### 1 Select Position

Select position in middle of door at eye level and drill a 14mm diameter hole through door until point of drill is just visible on other side of door. To avoid splintering of woodwork, drill through hole from other side of door.



### 2 Insert Viewer

Insert lens of Viewer from outside of door and screw in barrel from inside.



MC96SC  
Q25151 1117



9 414553 001963

ASSA ABLOY New Zealand  
6 Armstrong Road, Albany,  
Auckland 0632, New Zealand

Quality, ISO 9001  
Environmental, ISO 14001

For customer feedback:  
nzsales@assaabloy.com



The world's favourite lock  
[www.yalelock.co.nz](http://www.yalelock.co.nz)

An ASSA ABLOY Group brand

**ASSA ABLOY**